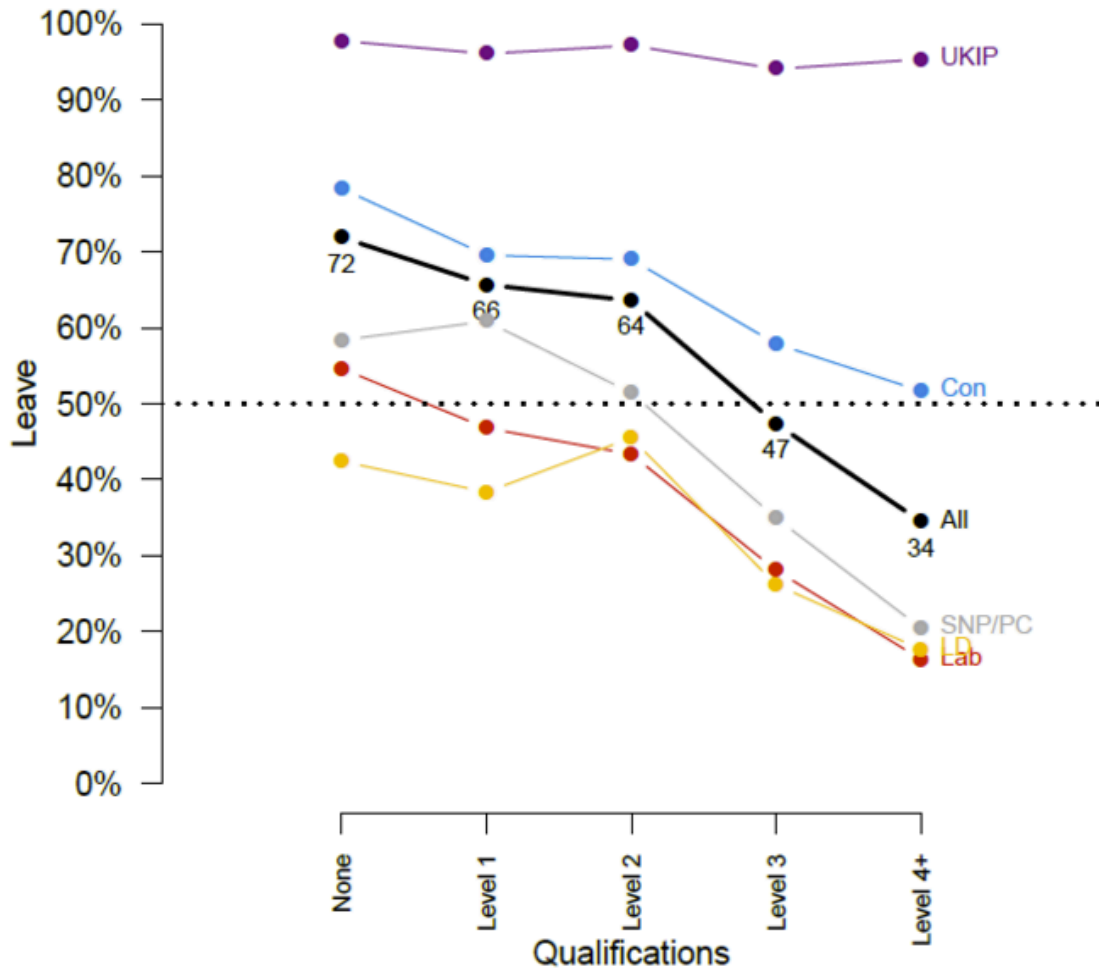


Education and the EU referendum

Should the United Kingdom remain a member of the European Union or leave the European Union? %

EU Referendum Preferences by Qualifications and GE 2015 Vote

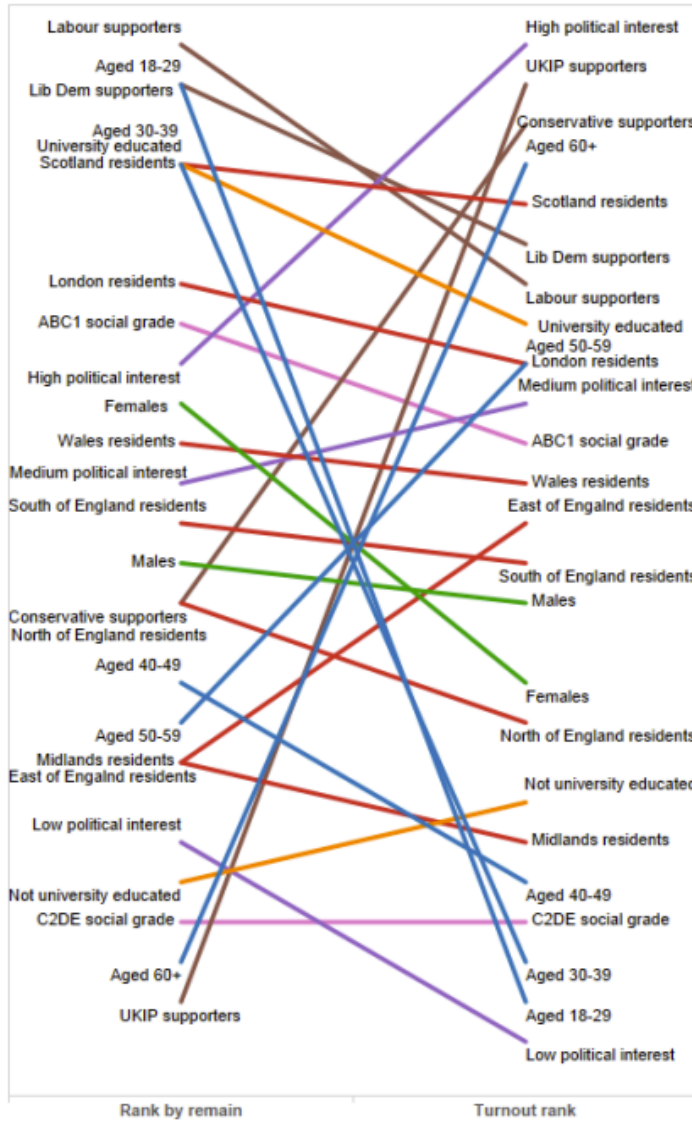


<https://yougov.co.uk/news/2016/06/21/yougov-referendum-model/>

Groups in favour of remaining in the EU vs referendum turnout intention

Remain support rank vs turnout rank

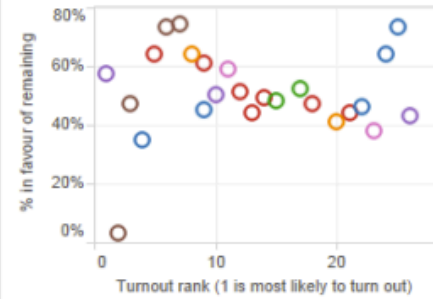
Higher on chart = more likely to vote remain / more likely to turn out to vote



Variable type
All

- Variable
- Age group
 - Education
 - Gender
 - Geographic location
 - Political interest
 - Political party supp..
 - Social grade

Remain support % vs turnout rank



% in favour of remain

Variable	Value
ABC1 social grade	59%
Aged 18-29	73%
Aged 30-39	64%
Aged 40-49	46%
Aged 50-59	45%
Aged 60+	35%
C2DE social grade	38%
Conservative supporters	47%
East of England residents	44%
Females	52%
High political interest	57%
Labour supporters	74%
Lib Dem supporters	73%
London residents	61%
Low political interest	43%
Males	48%

Data source: <https://yougov.co.uk/news/2016/05/21/assessing-impact-turnout-eu-referendum/>

<https://yougov.co.uk/news/2016/05/21/assessing-impact-turnout-eu-referendum/>